


CLOSEGAP

Email


Password



CLOSEGAP

Email


Password



CLOSEGAP

Email


Password



CLOSEGAP

Email


Password



CLOSEGAP

Email


Password



CLOSEGAP

Email

Password



Instructions: These cards can help your students login for their check-in. Write students' email and password. Cut along lines.

Instructions: These cards can help your students login for their check-in. Write students' email and password. Cut along lines.

Steps to check in


- 1. Scan QR code or go to Closegap.org to login
- 2. Type in email
- 3. Type in password
- 4. Follow Cadet through the Check-in



CLØSEGAP

Steps to check in

- 1. Scan QR code or go to Closegap.org to login
- 2. Type in email
- 3. Type in password
- 4. Follow Cadet through the Check-in



CLØSEGAP

Steps to check in


- 1. Scan QR code or go to Closegap.org to login
- 2. Type in email
- 3. Type in password
- 4. Follow Cadet through the Check-in



CLØSEGAP

Steps to check in

- 1. Scan QR code or go to Closegap.org to login
- 2. Type in email
- 3. Type in password
- 4. Follow Cadet through the Check-in



CLØSEGAP

Steps to check in

- 1. Scan QR code or go to Closegap.org to login
- 2. Type in email
- 3. Type in password
- 4. Follow Cadet through the Check-in



CLØSEGAP

Steps to check in

- 1. Scan QR code or go to Closegap.org to login
- 2. Type in email
- 3. Type in password
- 4. Follow Cadet through the Check-in



CLØSEGAP